

Select chart Energy Union Priorities

Select country Germany

Export data to CSV

Total R&I investment in energy technologies

(EUR million, 2016)

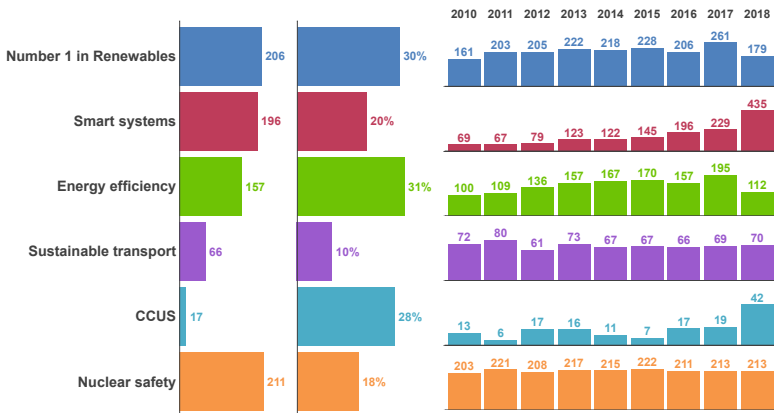


Public R&I investment in energy technologies

Investment in 2016 (EUR million)

Share in EU (2016)

Annual investment (EUR million)



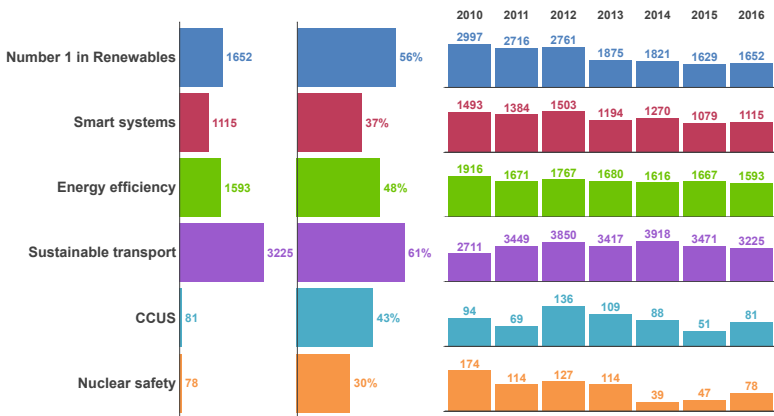
(c) JRC 2020; adapted from IEA RD&D Statistics (2019 edition of the Energy technology RD&D budgets database) and own data collection

Private R&I investment in energy technologies

Investment in 2016 (EUR million)

Share in EU (2016)

Annual investment (EUR million)



(c) JRC 2020

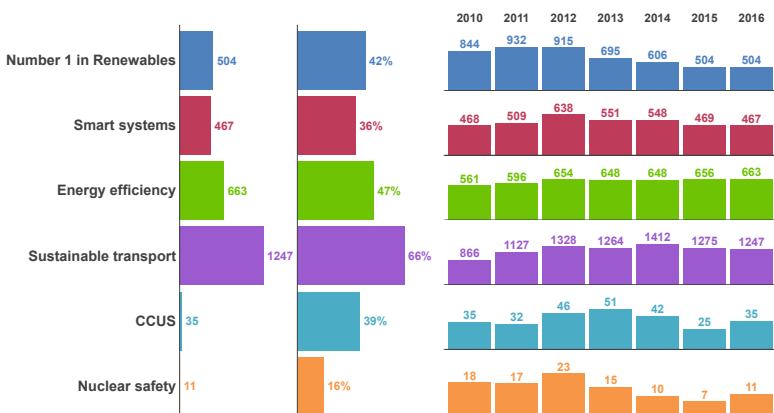
Trends in energy technology patents

Number of inventions in 2016

Share in EU (2016)

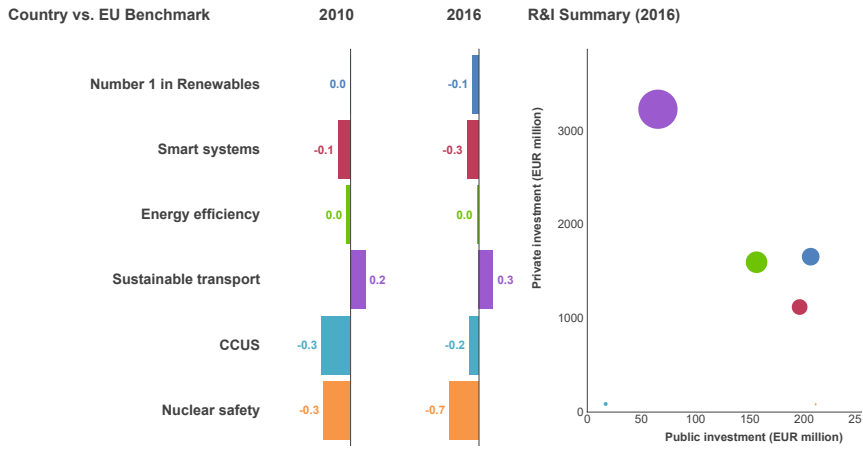
Number of inventions

This is some text!



(c) JRC 2020; adapted from EPO PATSTAT (autumn 2019)

Specialisation index and energy technology R&I summary



Size of bubbles indicates number of inventions

(c) JRC based on IEA RD&D Statistics (2019 edition of the Energy technology RD&D budgets database) and EPO PATSTAT (autumn 2019)

(c) JRC 2020

How to cite: Pasimeni, Francesco; Fiorini, Alessandro; Georgakaki, Aiki; Marmier, Alain; Jimenez Navarro, Juan Pablo; Asensio Bermejo, Jose Miguel (2018). SETIS Research & Innovation country dashboards. European Commission, Joint Research Centre (JRC) [Dataset] PID: <http://data.europa.eu/89h/jrc-10115-10001>

TEST-TEST-TEST