

Select chart

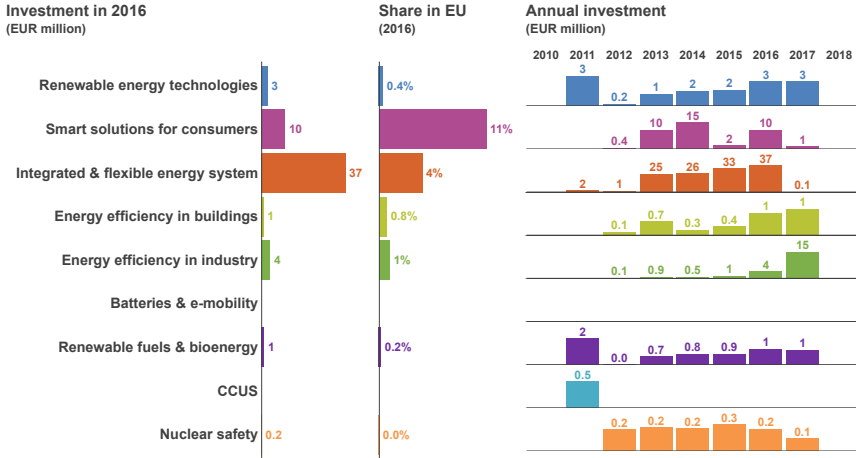
Select country

Total R&I investment in energy technologies

(EUR million, 2016)

Private 13
Public 56

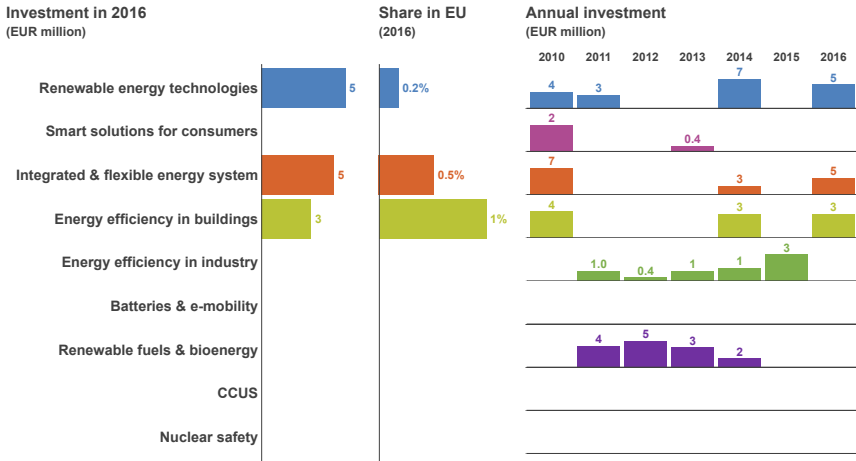
Public R&I investment in energy technologies



* Data not available for batteries & e-mobility

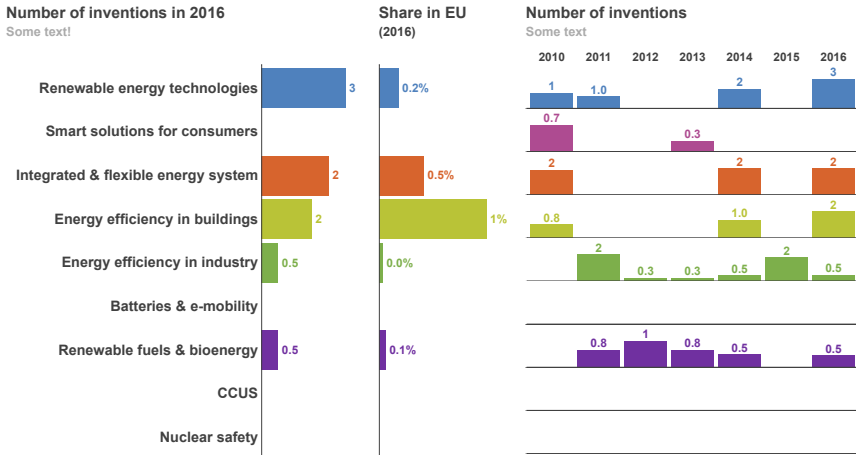
(c) JRC 2020; adapted from IEA RD&D Statistics (2019 edition of the Energy technology RD&D budgets database) and own data collection

Private R&I investment in energy technologies



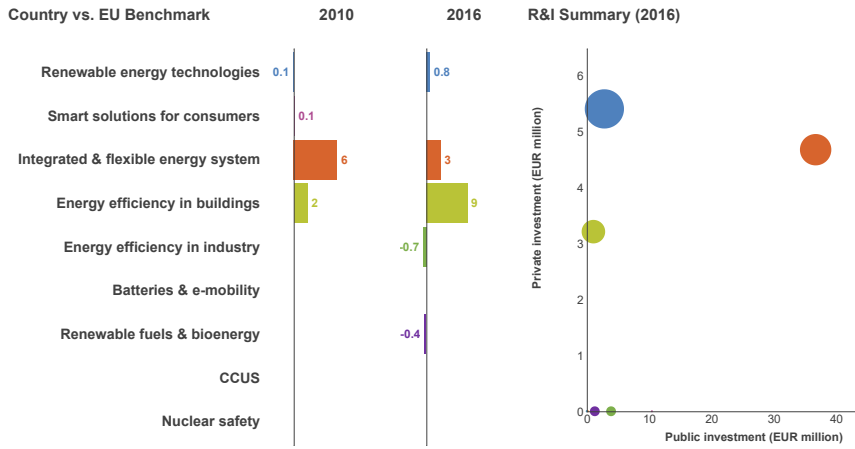
(c) JRC 2020

Trends in energy technology patents



(c) JRC 2020; adapted from EPO PATSTAT (autumn 2019)

Specialisation index and energy technology R&I summary



Size of bubbles indicates number of inventions

(c) JRC based on IEA RD&D Statistics (2019 edition of the Energy technology RD&D budgets database) and EPO PATSTAT (autumn 2019)

(c) JRC 2020

How to cite: Pasimeni, Francesco; Fiorini, Alessandro; Georgakaki, Aiki; Marmier, Alain; Jimenez Navarro, Juan Pablo; Asensio Bermejo, Jose Miguel (2018). SETIS Research & Innovation country dashboards. European Commission, Joint Research Centre (JRC) [Dataset] PID: <http://data.europa.eu/89h/jrc-10115-10001>

TEST-TEST-TEST