

Select chart SET Plan Actions

Select country EU-28

Export data to CSV

## Total R&I investment in energy technologies

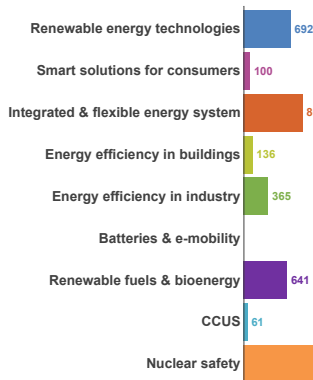
(EUR million, 2016)



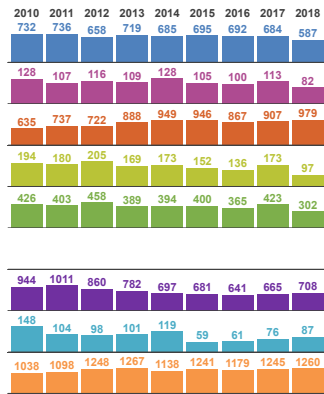
The public total only includes investments by the Member States; it does not include funds from the EU Horizon 2020 research programme or other EU funds for research and innovation.

## Public R&I investment in energy technologies

Investment in 2016  
(EUR million)



Annual investment  
(EUR million)

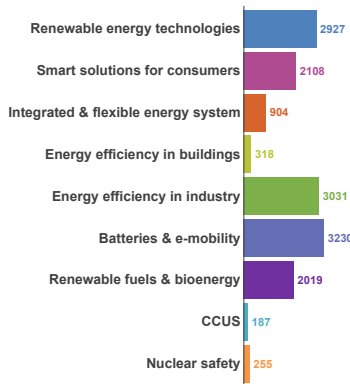


\* Data not available for batteries & e-mobility  
\*\* The EU-28 total for 2018 is not complete.

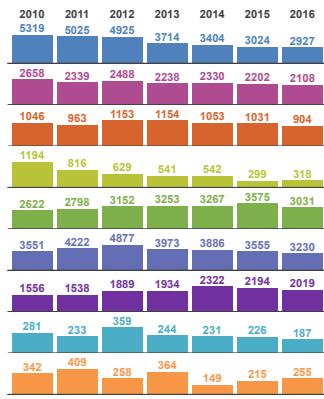
(c) JRC 2020; adapted from IEA RD&D Statistics (2019 edition of the Energy technology RD&D budgets database) and own data collection

## Private R&I investment in energy technologies

Investment in 2016  
(EUR million)



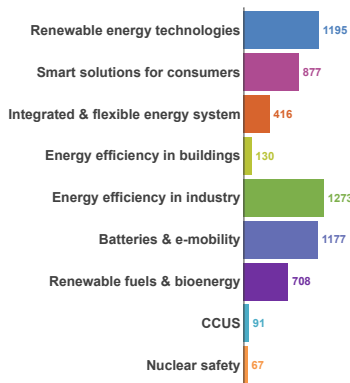
Annual investment  
(EUR million)



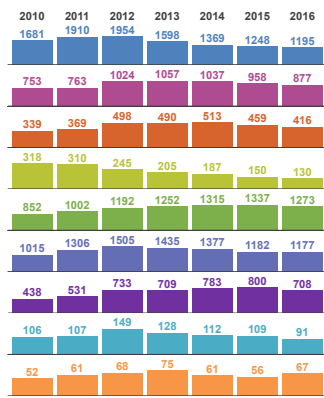
(c) JRC 2020

## Trends in energy technology patents

Number of inventions in 2016  
Some text!

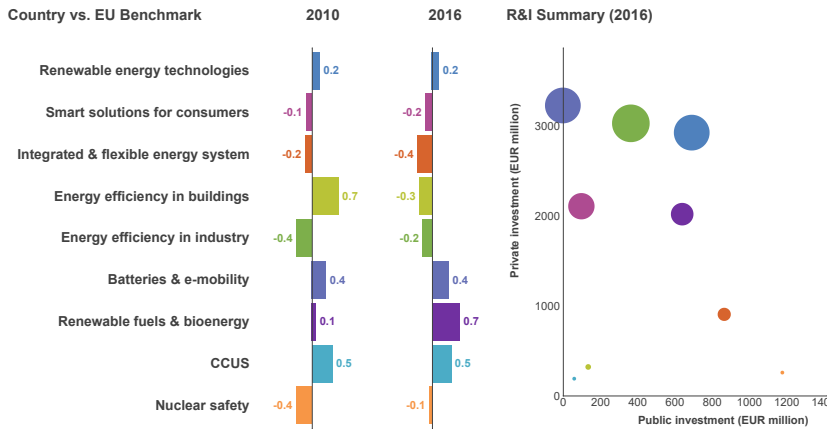


Number of inventions  
Some text!



(c) JRC 2020; adapted from EPO PATSTAT (autumn 2019)

## Specialisation index and energy technology R&I summary



Size of bubbles indicates number of inventions

(c) JRC based on IEA RD&D Statistics (2019 edition of the Energy technology RD&D budgets database) and EPO PATSTAT (autumn 2019)

(c) JRC 2020

How to cite: Pasimeni, Francesco; Fiorini, Alessandro; Georgakaki, Aiki; Marmier, Alain; Jimenez Navarro, Juan Pablo; Asensio Bermejo, Jose Miguel (2018): SETIS Research & Innovation country dashboards. European Commission, Joint Research Centre (JRC) [Dataset] PID: <http://data.europa.eu/89h/jrc-10115-10001>

TEST-TEST-TEST