

Select chart Energy Union Priorities

Select country Croatia

Export data to CSV

Total R&I investment in energy technologies

(EUR million, 2016)

Private 3

Public

Public R&I investment in energy technologies

Investment in 2016
(EUR million)

Share in EU
(2016)

Annual investment
(EUR million)

2010 2011 2012 2013 2014 2015 2016 2017 2018

Number 1 in Renewables
Smart systems
Energy efficiency
Sustainable transport
CCUS
Nuclear safety

(c) JRC 2020; adapted from IEA RD&D Statistics (2019 edition of the Energy technology RD&D budgets database) and own data collection

Private R&I investment in energy technologies

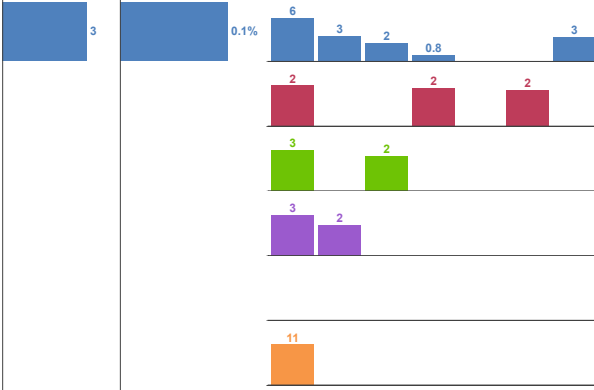
Investment in 2016
(EUR million)

Share in EU
(2016)

Annual investment
(EUR million)

2010 2011 2012 2013 2014 2015 2016

Number 1 in Renewables 3
Smart systems
Energy efficiency
Sustainable transport
CCUS
Nuclear safety



(c) JRC 2020

Trends in energy technology patents

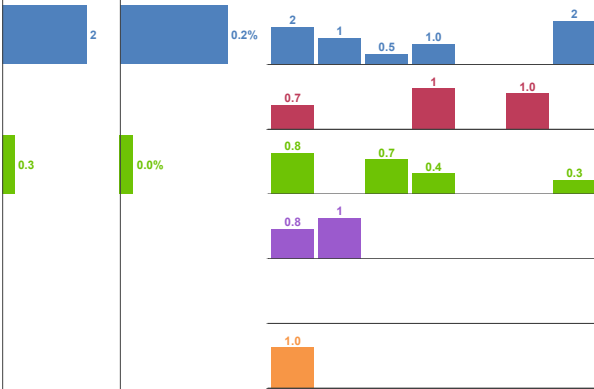
Number of inventions in 2016
Some text

Share in EU
(2016)

Number of inventions
This is some text!

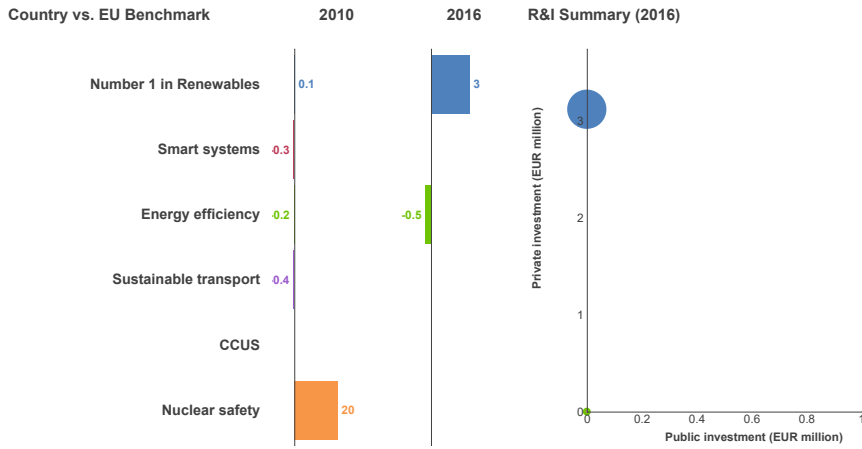
2010 2011 2012 2013 2014 2015 2016

Number 1 in Renewables 2
Smart systems
Energy efficiency 0.3
Sustainable transport
CCUS
Nuclear safety



(c) JRC 2020; adapted from EPO PATSTAT (autumn 2019)

Specialisation index and energy technology R&I summary



Size of bubbles indicates number of inventions

(c) JRC based on IEA RD&D Statistics (2019 edition of the Energy technology RD&D budgets database) and EPO PATSTAT (autumn 2019)

(c) JRC 2020

How to cite: Pasimeni, Francesco; Fiorini, Alessandro; Georgakaki, Aiki; Marmier, Alain; Jimenez Navarro, Juan Pablo; Asensio Bermejo, Jose Miguel (2018). SETIS Research & Innovation country dashboards. European Commission, Joint Research Centre (JRC) [Dataset] PID: <http://data.europa.eu/89h/jrc-10115-10001>

TEST-TEST-TEST